



CANADIAN
PARENTS
FOR FRENCH

FRENCH AS A SECOND LANGUAGE ENROLMENT STATISTICS

2017-2018 TO 2021-2022



NATIONAL FRENCH-SECOND-LANGUAGE ENROLMENT BY PROVINCE, GRADE AND PROGRAM

Source: Provincial and Territorial Ministries of Education

Province/ Territory	Year	% FSL ¹	% French Immersion ²	% Core French ³	Total in FSL Programs	Total in French Immersion	Total in Core French	Total Eligible Students
Alberta⁴	2021-2022	28.8	6.5	22.3	192,156	43,437	148,719	666,798
	2020-2021	25.3	6.6	18.7	166,554	43,587	122,967	658,267
	2019-2020	28.4	6.7	21.7	190,107	44,982	145,125	670,184
	2018-2019	29.1	7.0	22.2	192,370	45,945	146,425	660,982
	2017-2018	29.1	6.9	22.2	190,013	45,244	144,769	652,438
British Columbia	2021-2022	42.2	9.2	31.9	239,288	53,795	185,493	582,384
	2020-2021	42.2	9.0	32.7	238,116	50,541	184,612	564,124
	2019-2020	40.9	9.0	32.0	234,157	51,190	182,967	571,868
	2018-2019	40.8	9.0	31.8	230,416	50,669	179,747	564,985
	2017-2018	41.3	9.6	31.7	230,134	53,478	176,656	563,244
Manitoba	2021-2022	43.8	15.3	28.4	78,017	27,361	50,656	178,335
	2020-2021	43.3	15.6	27.8	75,836	27,233	48,603	175,063
	2019-2020	44.3	14.8	29.5	81,474	27,246	54,228	184,099
	2018-2019	45.3	14.4	30.9	82,795	26,301	56,494	182,964
	2017-2018	44.9	13.9	30.9	81,210	25,170	56,040	181,210
New Brunswick⁵	2021-2022	87.8	35.4	50.7	60,270	24,790	35,505	69,985
	2020-2021	87.8	36.9	50.8	59,792	25,160	34,632	68,128
	2019-2020	86.9	36.4	50.5	60,508	25,367	35,141	69,607
	2018-2019	86.9	36.8	50.1	59,755	25,315	34,440	68,756
	2017-2018	86.7	33.1	53.6	59,653	22,749	36,904	68,797
Newfoundland & Labrador	2021-2022	58.8	16.6	42.2	37,113	10,487	26,626	63,164
	2020-2021	60.5	16.6	43.9	38,194	10,458	27,736	63,138
	2019-2020	60.5	16.7	43.8	38,327	10,591	27,736	63,368
	2018-2019	60.9	16.3	44.7	39,002	10,428	28,601	63,994
	2017-2018	65.7	16.0	49.7	42,768	10,436	32,332	65,051
Nova Scotia	2021-2022	51.6	13.3	38.3	61,244	15,753	45,491	118,633
	2020-2021	52.6	14.2	38.4	58,947	15,935	43,012	112,050
	2019-2020	53.5	14.0	39.5	60,535	15,859	44,676	113,156
	2018-2019	52.3	13.5	38.8	59,858	15,471	44,387	114,463
	2017-2018	52.3	13.7	38.6	59,181	15,539	43,642	113,100
Northwest Territories	2021-2022	34.4	12.3	18.8	2,902	1,037	1,590	8,444
	2020-2021	34.0	12.3	16.8	2,877	1,038	1,723	8,454
	2019-2020	33.0	12.7	16.8	2,796	1,073	1,839	8,463
	2018-2019	33.1	12.9	20.1	2,713	1,062	1,651	8,202
	2017-2018	31.3	11.8	21.9	2,692	941	1,751	8,001

1 Includes all French immersion, core French, intensive French, regular, extended & expanded core French programs

2 Includes Early, Middle and Late French immersion programs.

3 Includes Regular, Extended, and Expanded core French, intensive French, Post-intensive French, and Enriched French programs.

4 Data were obtained from Statistics Canada. [Table 37-10-0009-01. Number of students in official languages programs, public elementary and secondary schools, by program type, grade and sex.](#)

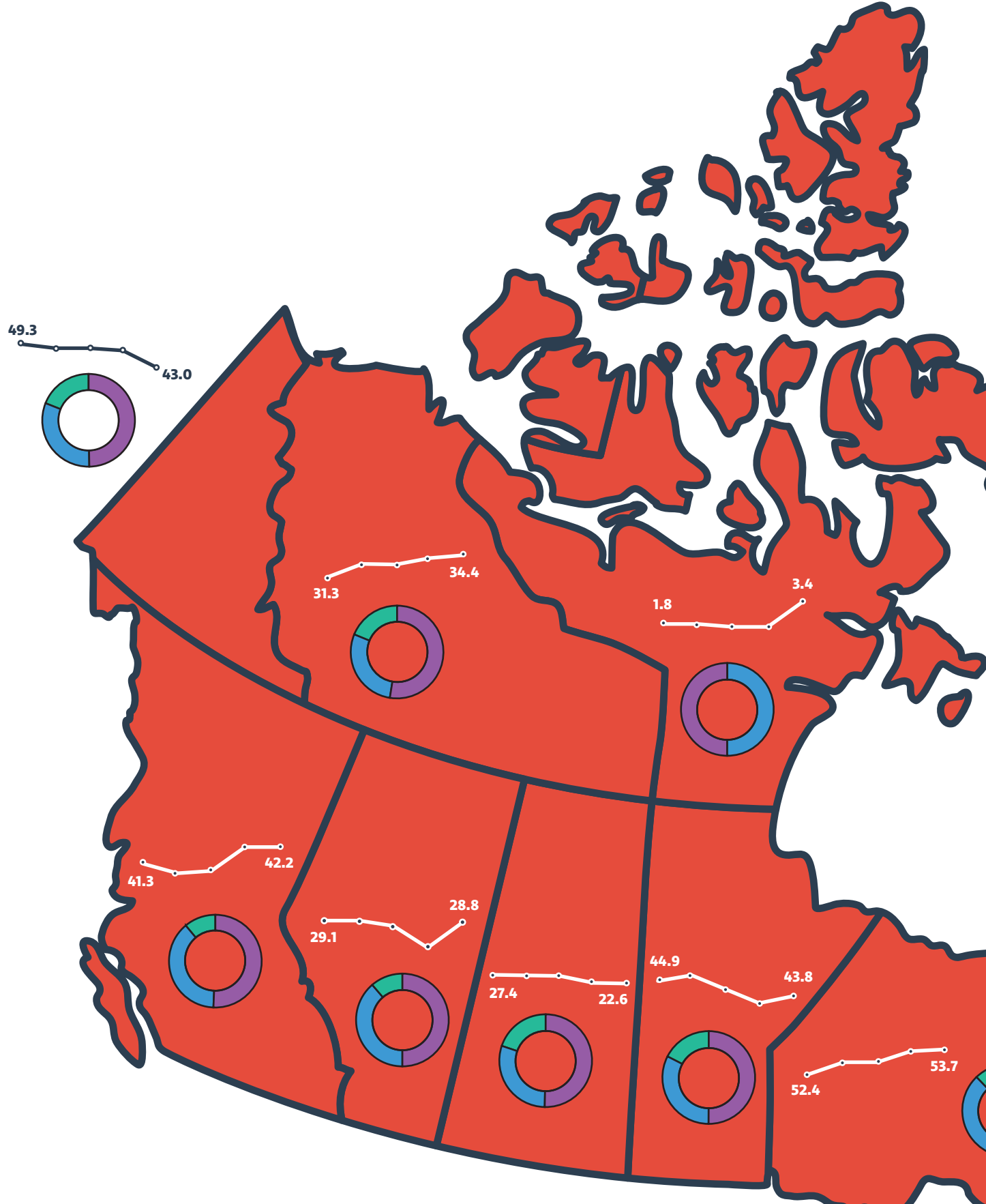
5 Total in core French for New Brunswick includes students in the intensive and post-intensive French and French learning experiences programs.





Province/ Territory	Year	% FSL ¹	% French Immersion ²	% Core French ³	Total in FSL Programs	Total in French Immersion	Total in Core French	Total Eligible Students
Nunavut⁶	2021-2022	3.4	N/A	3.4	362	N/A	362	10,667
	2020-2021	1.6		1.6	176		176	10,792
	2019-2020	1.6		1.6	165		165	10,621
	2018-2019	1.8		1.8	166		166	9,261
	2017-2018	1.8		1.9	172		172	8,993
Ontario	2021-2022	53.7	13.1	40.6	1,029,479	250,578	778,901	1,916,740
	2020-2021	53.6	13.1	40.5	1,025,267	251,406	773,861	1,912,144
	2019-2020	53.0	13.0	40.0	1,029,524	252,700	776,824	1,942,519
	2018-2019	53.0	12.8	40.2	1,021,917	246,164	775,753	1,929,458
	2017-2018	52.4	12.4	40.0	1,002,157	237,179	764,978	1,911,738
Prince Edward Island	2021-2022	60.5	26.3	34.0	12,033	5,242	6,791	19,901
	2020-2021	60.5	26.4	34.0	11,822	5,168	6,654	19,542
	2019-2020	59.0	26.8	34.0	11,524	5,271	6,679	19,690
	2018-2019	60.8	26.6	34.3	11,787	5,149	6,638	19,378
	2017-2018	60.1	26.4	34.5	11,740	5,078	6,651	20,523
Quebec⁷	2021-2022							
	2020-2021							
	2019-2020							
	2018-2019							
	2017-2018							
Saskatchewan	2021-2022	22.6	8.9	13.4	41,564	16,635	24,929	184,171
	2020-2021	23.1	9.1	14.1	42,803	16,758	26,045	184,171
	2019-2020	26.8	9.1	17.6	49,251	16,808	32,443	184,108
	2018-2019	27.1	8.8	18.3	49,390	16,074	33,316	182,025
	2017-2018	27.4	8.5	19.0	49,543	15,313	34,230	180,510
Yukon	2021-2022	43.0	16.4	27.0	2,334	893	1,449	5,430
	2020-2021	47.6	16.1	21.0	2,611	849	1,703	5,480
	2019-2020	48.2	15.5	31.1	2,552	849	1,703	5,480
	2018-2019	48.2	15.3	32.9	2,559	812	1,747	5,310
	2017-2018	49.3	15.4	34.0	2,458	765	1,693	4,983
Canada⁸	2021-2022	45.6	11.8	34.1	1,744,003	450,008	1,306,512	3,826,976
	2020-2021	45.6	11.9	33.4	1,722,995	448,155	1,263,122	3,781,310
	2019-2020	45.8	11.8	34.1	1,760,920	451,936	1,309,526	3,843,163
	2018-2019	46.0	11.6	34.4	1,753,234	443,390	1,309,227	3,809,778
	2017-2018	45.9	11.4	34.4	1,732,250	431,892	1,299,681	3,777,315

6 French immersion not offered in NU.

7 Quebec data not available.

8 Canada total does not include QC data.



 5 year trend of the % of students enrolled in French as a second language programs 2017-18 to 2021-22
 % of students enrolled in French immersion in 2021-22
 % of students enrolled in core French in 2021-22
 % of students not enrolled in French as a second language program in 2021-22



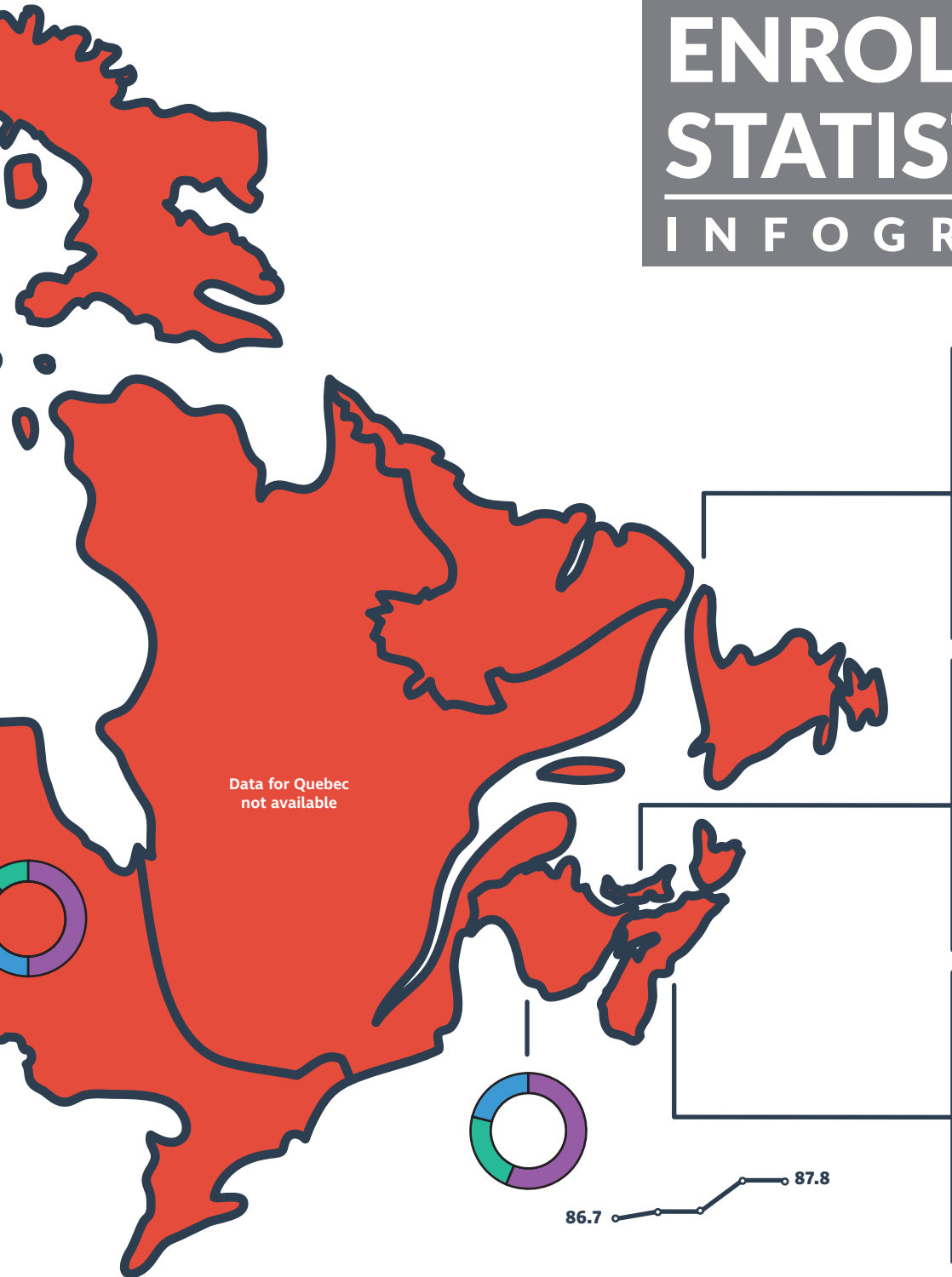
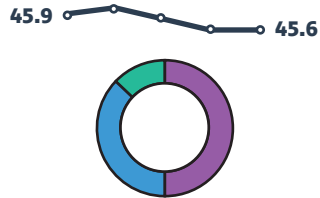
CANADIAN
PARENTS
FOR FRENCH

FRENCH AS A SECOND LANGUAGE ENROLMENT STATISTICS

INFOGRAPHIC

Trend in Canada*

*Extrapolated data based on trends
from 2016-2017 to 2020-2021



2021-2022 FRENCH IMMERSION BY PROVINCE/TERRITORY AND GRADE¹

Source: Provincial and Territorial Ministries of Education

GRADE	AB ²	BC	MB	NB	NL	NS	NT	NU ³	ON	PE	QC ⁴	SK	YK	CANADA ⁵
JK & SK	4,230	4,347	2,673	0	805	1,305	217	N/A	30,204	431	N/A	1,701	98	46,011
1	4,392	4,537	3,012	2,071	781	1,176	141	N/A	23,501	404	N/A	1,726	93	41,834
2	4,233	4,448	2,746	2,059	781	1,143	94	N/A	23,223	390	N/A	1,777	90	40,984
3	3,822	4,169	2,686	1,898	725	1,031	78	N/A	22,172	354	N/A	1,603	71	38,609
4	3,783	4,145	2,564	1,833	648	1,045	81	N/A	24,236	328	N/A	1,544	77	40,284
5	3,498	4,072	2,266	1,637	621	998	91	N/A	22,681	325	N/A	1,398	81	37,668
6	3,357	5,228	2,026	2,490	565	953	52	N/A	21,667	355	N/A	1,333	63	38,089
7	3,693	5,181	1,947	2,512	1,154	1,895	74	N/A	20,619	541	N/A	1,226	62	38,904
8	3,375	4,431	1,874	2,459	1,066	1,795	67	N/A	19,530	509	N/A	1,189	72	36,367
9	3,081	3,875	1,636	2,278	1,018	1,438	52	N/A	12,984	484	N/A	907	41	27,794
10	2,370	3,604	1,379	1,992	838	1,044	38	N/A	11,551	436	N/A	846	56	24,154
11	1,923	2,799	1,320	1,840	774	988	37	N/A	9,646	317	N/A	749	50	20,443
12	1,680	2,959	1,231	1,721	711	942	15	N/A	8,564	368	N/A	636	39	18,866
OTHER⁶			1					N/A			N/A			1
TOTAL	43,437	53,795	27,361	24,790	10,487	15,753	1,037	N/A	250,578	5,242	N/A	16,635	893	450,008
TOTAL ENROLMENT	675,504	588,799	184,258	99,247	63,534	125,124	8,666	N/A	2,028,691	21,605	N/A	188,504	5,799	3,989,731
FSL AS % OF TOTAL ENROLMENT	6.4	9.1	14.8	25.0	16.5	12.6	12.0	N/A	12.4	24.3	N/A	8.8	15.4	11.3
ELIGIBLE ENROLMENT	666,798	582,384	178,335	69,895	63,164	118,633	8,444	N/A	1,916,740	19,901	N/A	186,495	5,430	3,816,219
FSL AS % OF ELIGIBLE ENROLMENT	6.5	9.2	15.3	35.4	16.6	13.3	12.3	N/A	13.1	36.3	N/A	8.9	16.4	11.8

1 Includes Early, Middle and Late French immersion.

2 Data were obtained from Statistics Canada. [Table 37-10-0009-01 Number of students in official languages programs, public elementary and secondary schools, by program type, grade and sex](#)

3 French immersion not offered in Nunavut.

4 2020-2021 data not available.

5 Quebec data not included.

6 Students enrolled in ungraded classes.

2021-2022 CORE FRENCH BY PROVINCE/TERRITORY AND GRADE¹

Source: Provincial and Territorial Ministries of Education

GRADE	AB ²	BC	MB	NB ³	NL	NS	NT	NU	ON	PE	QC ⁴	SK	YK	CANADA ⁵
JK & SK	117	510	1155	4,702	0	0	134	0	5,365	0	N/A	0	0	11,983
1	1,305	509	2801	2,752	0	0	155	0	25,668	0	N/A	2,256	0	35,446
2	1,491	480	3006	3,195	0	0	182	0	26,924	0	N/A	2,325	0	37,603
3	2,034	497	3260	3,164	0	3	191	0	28,384	0	N/A	2,386	22	39,941
4	24,825	6911	7371	3,317	3,791	7,379	162	90	109,834	1,040	N/A	2,477	229	167,426
5	26,148	35416	8110	3,575	3,979	7,540	195	97	110,127	1,205	N/A	2,913	255	199,560
6	17,220	34196	7897	2,846	4,341	7,657	142	22	112,970	1,149	N/A	3,167	242	191,849
7	11,679	35252	7033	2,879	3,901	6,913	134	19	116,584	1,007	N/A	3,492	224	189,117
8	10,659	32817	6847	3,020	4,125	7,057	108	19	119,222	1,115	N/A	3,310	201	188,500
9	4,662	15864	1400	2,895	3,955	7,047	155	105	78,238	1,043	N/A	1,471	138	116,973
10	3,060	10899	968	2,652	1,542	1,213	16	2	21,534	150	N/A	585	68	42,689
11	2,082	8268	511	359	682	422	12	4	14,141	48	N/A	343	43	26,915
12	43,437	3874	296	149	310	259	4	4	9,910	34	N/A	204	27	58,508
OTHER⁶			1			1					N/A			2
TOTAL	148,719	185,493	50,656	35,505	26,626	45,491	1,590	362	778,901	6,791	N/A	24,929	1,449	1,306,512
TOTAL ENROLMENT	675,504	588,799	184,258	99,247	63,534	125,124	8,666	10,769	2,028,691	21,605	N/A	188,504	5,799	4,000,500
FSL AS % OF TOTAL ENROLMENT	22.0	31.5	27.5	35.8	41.9	36.4	18.3	3.4	38.4	31.4	N/A	13.2	25.0	32.7
ELIGIBLE ENROLMENT	666,798	582,384	178,335	69,985	63,164	118,633	8,444	10,667	1,916,740	19,901	N/A	186,495	5,430	3,826,976
FSL AS % OF ELIGIBLE ENROLMENT	22.3	31.9	28.4	50.7	42.2	38.3	18.8	3.4	40.6	34.0	N/A	13.4	27.0	34.1

1 Includes Intensive & Post-Intensive French, Extended French, Expanded French.

2 Data were obtained from Statistics Canada. [Table 37-10-0009-01 Number of students in official languages programs, public elementary and secondary schools, by program type, grade and sex](#)

3 The core French program is no longer offered in New Brunswick. Includes students in the intensive and post-intensive French and French learning experiences programs.

4 2020-2021 data not available.

5 Quebec data not included.

6 Students enrolled in ungraded classes.

For additional printed copies of this document, contact:

Canadian Parents for French
National Office
1104 - 170 Laurier Ave W
Ottawa, ON
K1P 5V5

Tel. 613.235.1481

Visit CPF.CA

✂ **[#CPFNational](https://twitter.com/CPFNational)**

[f /CanadianParentsForFrench](https://www.facebook.com/CanadianParentsForFrench)

[@CPFNational](https://www.instagram.com/CPFNational)